

# BI-DIRECTIONAL COUPLER

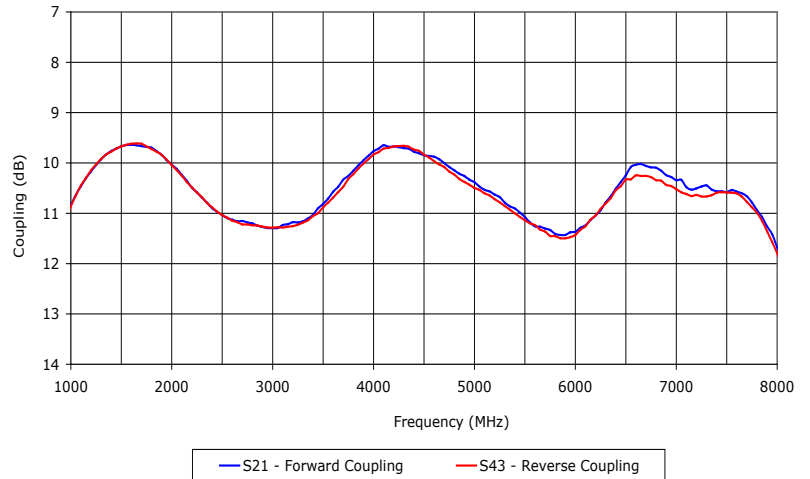

## SYNSTRIP® MODEL: SCS100800-10

WIDE BANDWIDTH

1000 - 8000 MHz

**FEATURES:**

- ▶ SYNSTRIP® Technology
- ▶ Small Size, Surface Mount
- ▶ Optimum Performance



**SPECIFICATIONS (Rev. B 12/20/10)**

<b>Frequency</b>	1000 - 8000 MHz		
<b>Coupling</b>	10.5 dB ±1.5 dB (Nom.)		
<b>Coupling Flatness</b>	±2.0 dB (Max.)		
<b>Mainline Loss (dB)</b>	Typ.	Max.	
	1.2	1.8	
<b>Directivity (dB)</b>	Freq. (MHz)	Typ.	Min.
	1000 - 4000	12	8
	4000 - 8000	8	5

<b>Input Power Rating</b>	25 Watts (Avg.)
<b>Impedance</b>	50 Ohms (Nom.)
<b>VSWR</b>	1.35:1 (Typ.)
<b>Operating Temperature Range</b>	-40 to +85 °C
<b>Storage Temperature Range</b>	-55 to +100 °C

# BI-DIRECTIONAL COUPLER

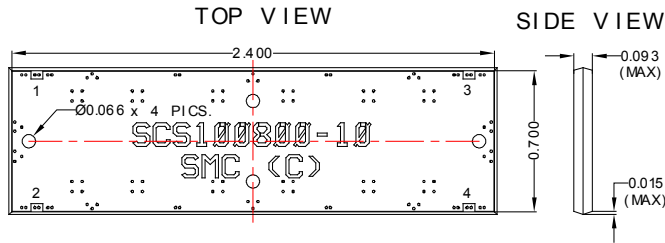
## SYNSTRIIP® MODEL: SCS100800-10

**WIDE BANDWIDTH**

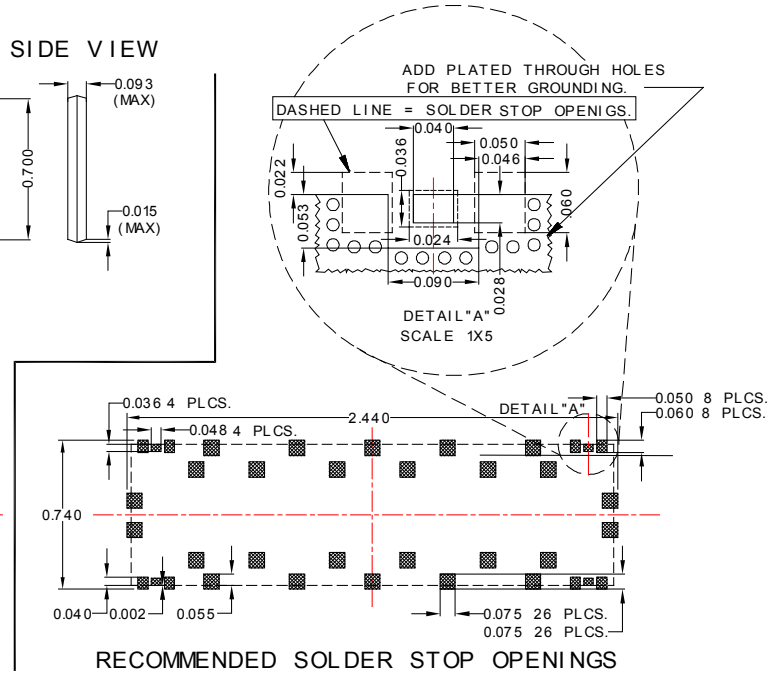
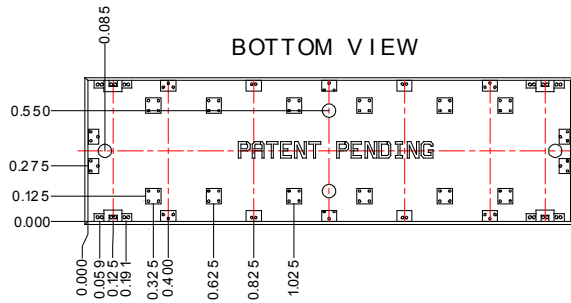
**1000 - 8000 MHz**

Package # 361

REL-PRO® PATENT NO. 7,612,296



TOLERANCE: XXX±0.005



RECOMMENDED SOLDER STOP OPENINGS

PACKAGE MOUNTING: SEE APPLICATION NOTE AN7200

### PORT CONFIGURATION

	1	2	3	4
In <span style="margin-left: 20px;">Out</span>				
1		Coupled	Thru	Iso
2	Coupled		Iso	Thru
3	Thru	Iso		Coupled
4	Iso	Thru	Coupled	

\* For directional coupler operation, connect 50 Ohms load from isolated port to ground.

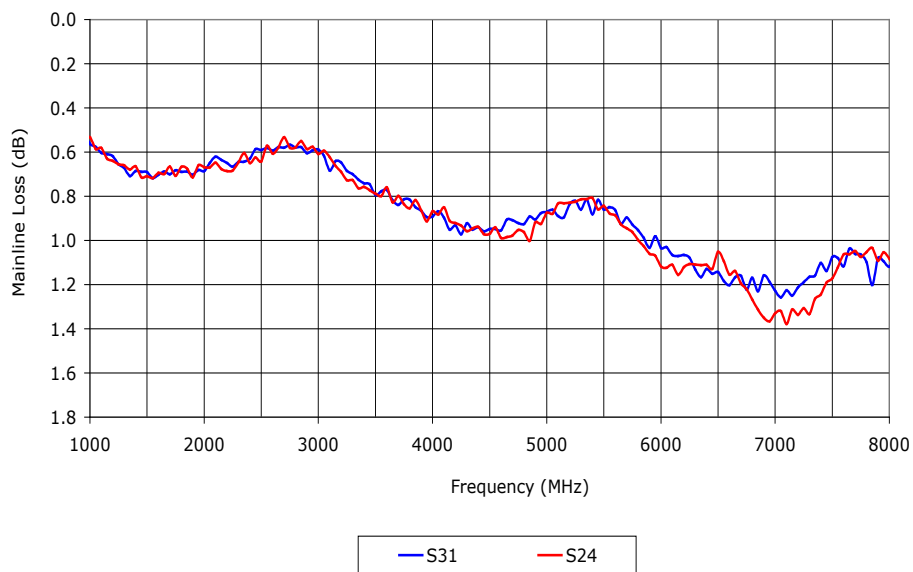
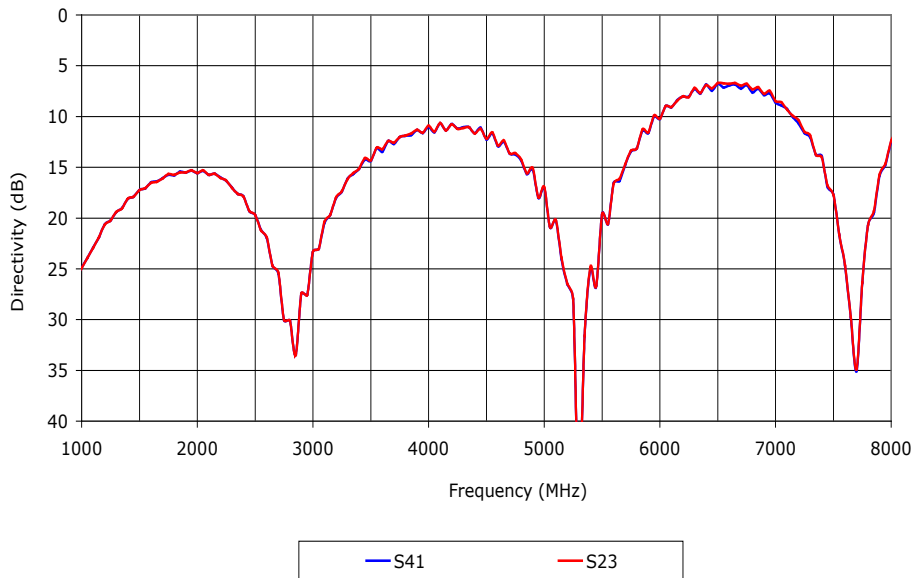
# BI-DIRECTIONAL COUPLER

## SYNSTRIIP<sup>®</sup> MODEL: SCS100800-10

WIDE BANDWIDTH

1000 - 8000 MHz

Data @ 25 °C



PERFORMANCE PLOTS



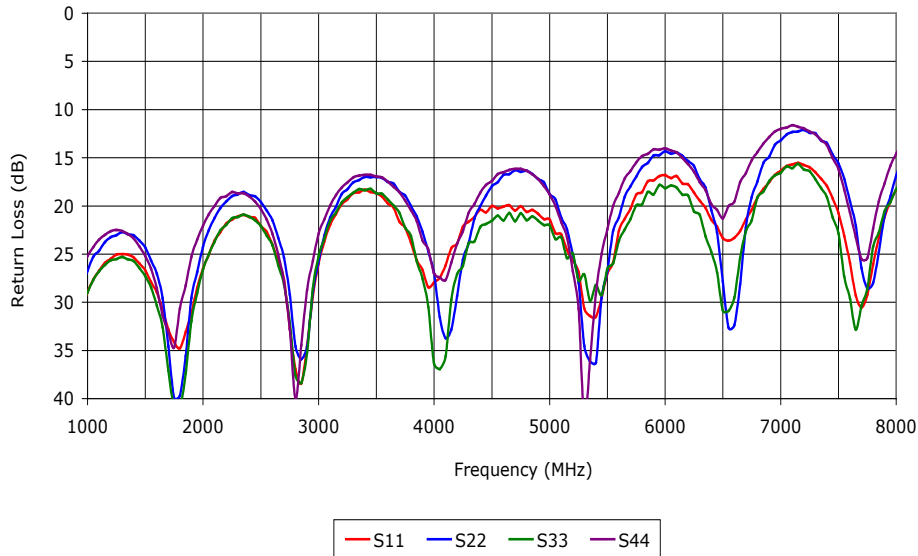
# BI-DIRECTIONAL COUPLER

## SYNSTRIIP<sup>®</sup> MODEL: SCS100800-10

WIDE BANDWIDTH

1000 - 8000 MHz

Data @ 25 °C



PERFORMANCE PLOTS

