

90° HYBRID

SURFACE MOUNT MODEL: SMQ-C74

OPTIMIZED BANDWIDTH

475 - 525 MHz

FEATURES:

- ▶ Excellent Performance
- ▶ Small Size, Surface Mount
- ▶ Building Block For:
 - Power Amplifiers
 - Image Rejection Mixers
 - I & Q / SSB Modulators
 - Phase Shifters & More...



SPECIFICATIONS (Rev. B 11/05/08)

Frequency	475 - 525 MHz	
Insertion Loss (dB) *	Typ. 0.2	Max. 0.4
Amplitude Unbalance	Typ. 0.5	Max. 0.9
Phase Unbalance	Typ. 1°	Max. 3°
Isolation (dB)	Typ. 18	Min. 15
Input Power	1 Watt (Max.)	
Impedance	50 Ohms (Nom.)	
VSWR	1.18:1 (Typ.)	
Operating Temperature Range	-40 to +85 °C	
Storage Temperature Range	-55 to +100 °C	

* Insertion loss in excess of the theoretical 3 dB coupling.

Package #	129
------------------	------------

Port Configuration					
Input	Isolated*	+90° Output	0° Output	GND.**	No Conn.
1	4	6	3	7,8,9,10	2,5

* Terminate ISOLATED port in 50 Ohms EXTERNALLY.
 ** Ground Externally

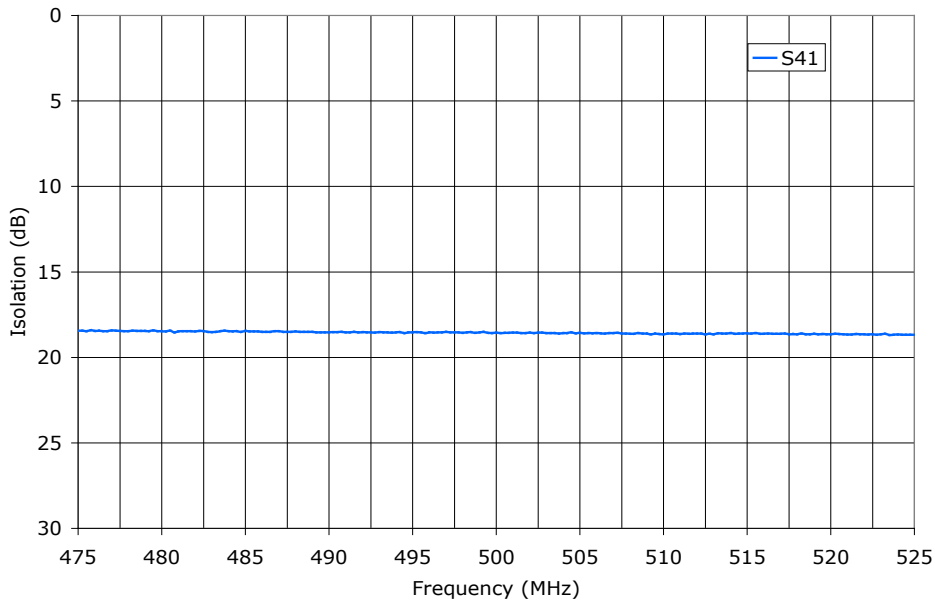
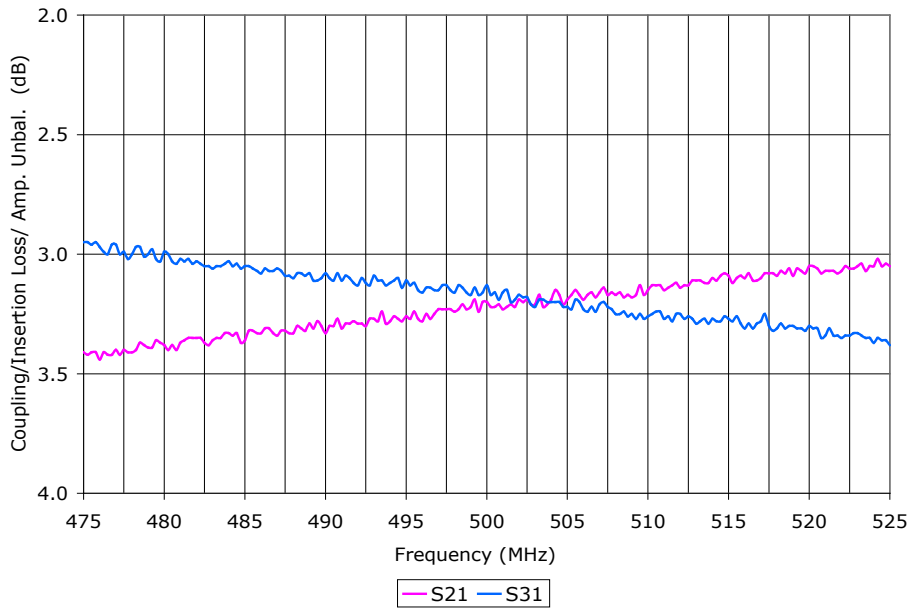
90° HYBRID

SURFACE MOUNT MODEL: SMQ-C74

OPTIMIZED BANDWIDTH

475 - 525 MHz

Data @ 25°C



PERFORMANCE PLOTS

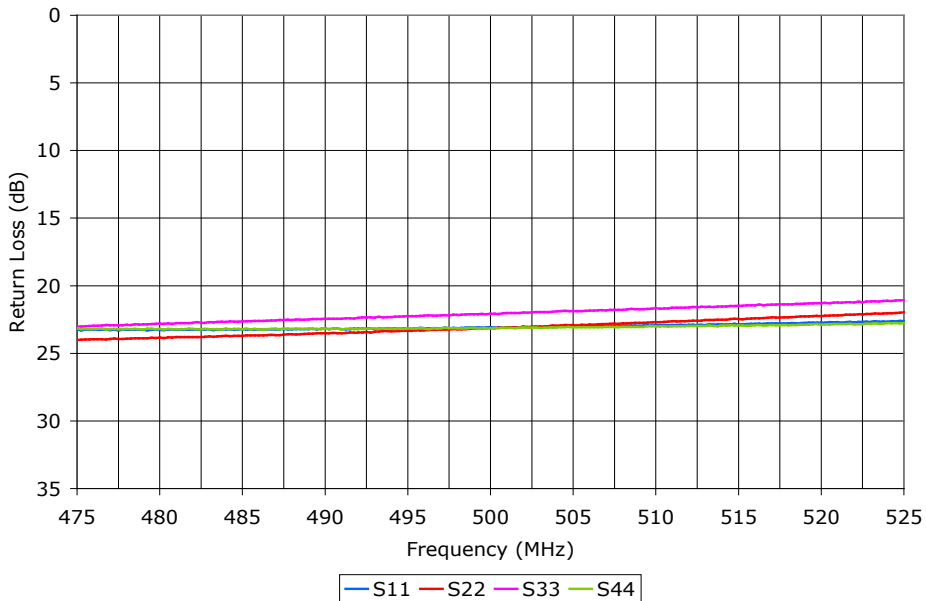
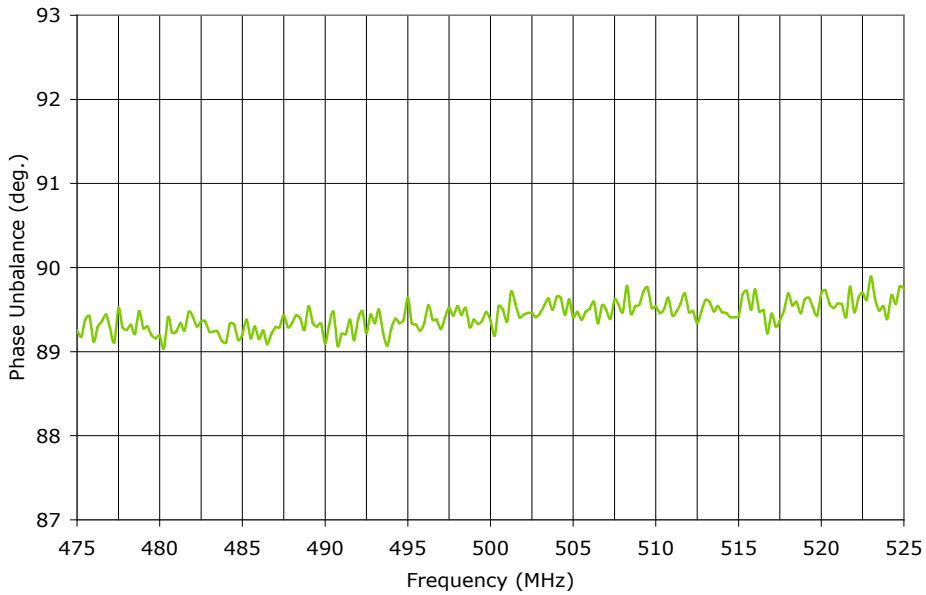
90° HYBRID

SURFACE MOUNT MODEL: SMQ-C74

OPTIMIZED BANDWIDTH

475 - 525 MHz

Data @ 25°C



PERFORMANCE PLOTS

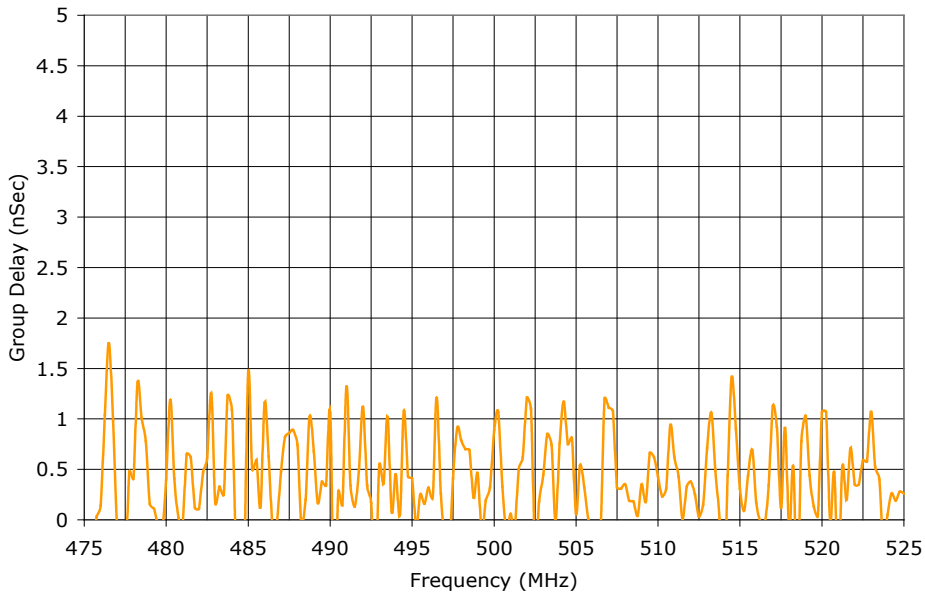
90° HYBRID

SURFACE MOUNT MODEL: SMQ-C74

OPTIMIZED BANDWIDTH

475 - 525 MHz

Data @ 25°C



PERFORMANCE PLOTS